

## FEATURES

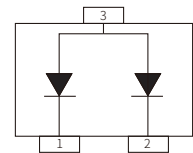
- | SOT-323 Package
- | Epoxy meets UL-94 V-0 flammability rating and halogen free



SOT-323



Marking



Schematic Symbol

## APPLICATION

- | Extreme fast switches
- | Automotive

## APPROVALS

RoHS	Compliance with 2011/65/EU
HF	Compliance with IEC61249-2-21:2003

## MAXIMUM RATINGS (T<sub>A</sub>=25°C)

Parameter	Symbol	Value	Unit
Non-Repetitive Peak Reverse Voltage	V <sub>RRM</sub>	70	V
Maximum DC blocking voltage	V <sub>DC</sub>	70	V
Maximum average forward rectified current	I <sub>FM</sub>	100	mA
Typical thermal resistance	R <sub>θJA</sub>	500	°C/W
Power Dissipation	P <sub>D</sub>	200	mW
Operating junction temperature	T <sub>J</sub>	125	°C
Storage temperature range	T <sub>STG</sub>	-55 to +150	°C

## ELECTRICAL CHARACTERISTICS( $T_A=25^{\circ}\text{C}$ )

Parameter	Test Condition	Symbol	Min.	Max.	Unit
Maximum reverse breakdown voltage	$I_R = 10\mu\text{A}$	$V_R$	70		V
Maximum reverse current	$V_R = 50\text{V}$	$I_R$		100	nA
Maximum forward voltage	$I_F = 1\text{mA}$	$V_F$		410	mV
	$I_F = 15\text{mA}$			1000	mV
Type junction capacitance	$V_R = 0\text{V}, f = 1\text{MHz}$	$C_T$		2	pF
Reverse Recovery Time	$I_F = I_R = 10\text{mA}$ $I_{rr} = 1 \times I_R, R_L = 100\Omega$	$t_{rr}$		5	nS

## CHARACTERISTIC CURVES

Fig 1. Forward Characteristics

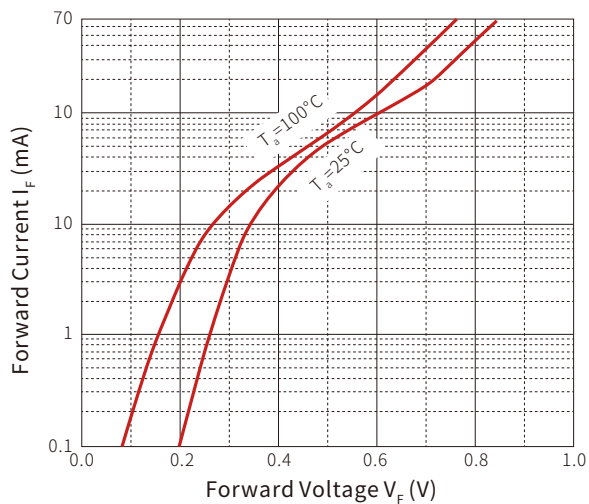
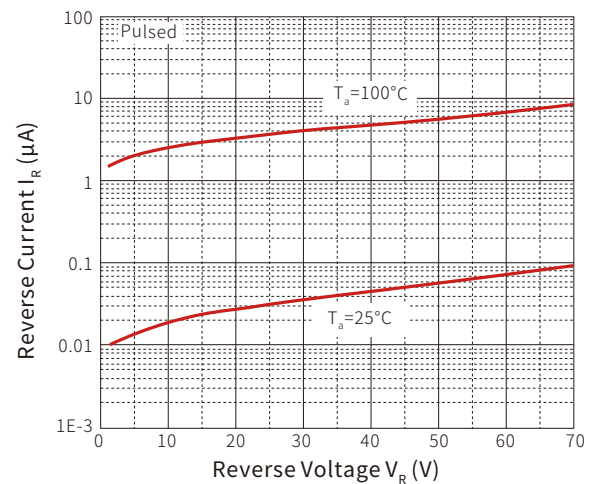
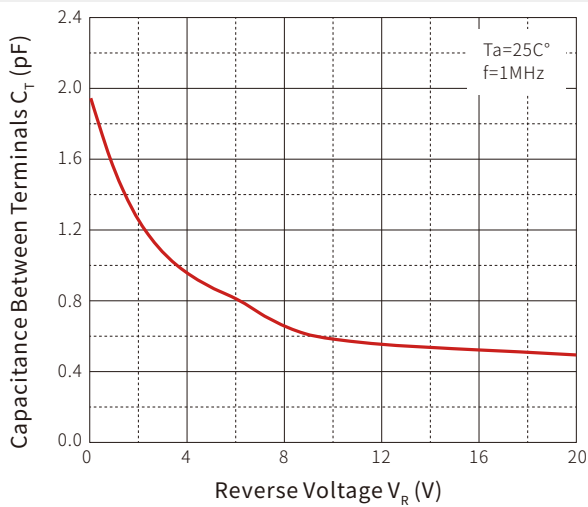
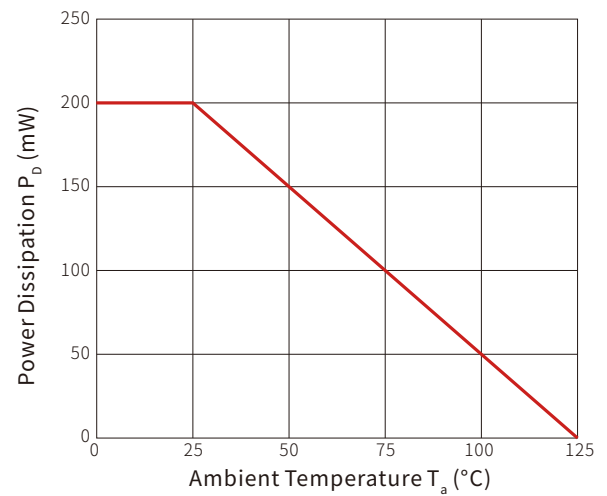


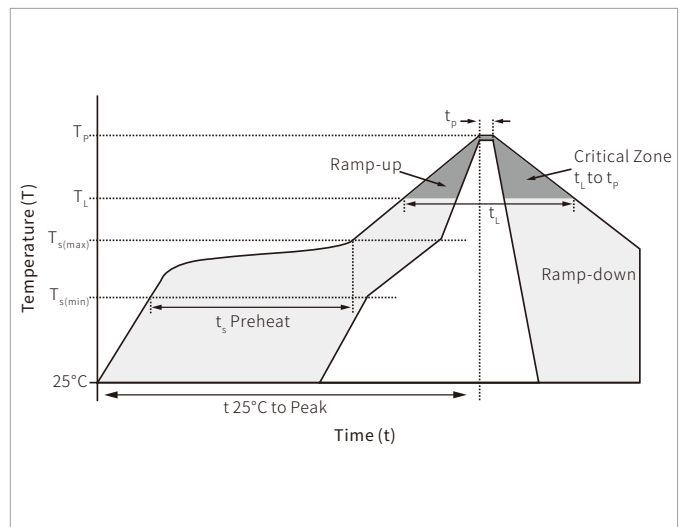
Fig 2. Reverse Characteristics



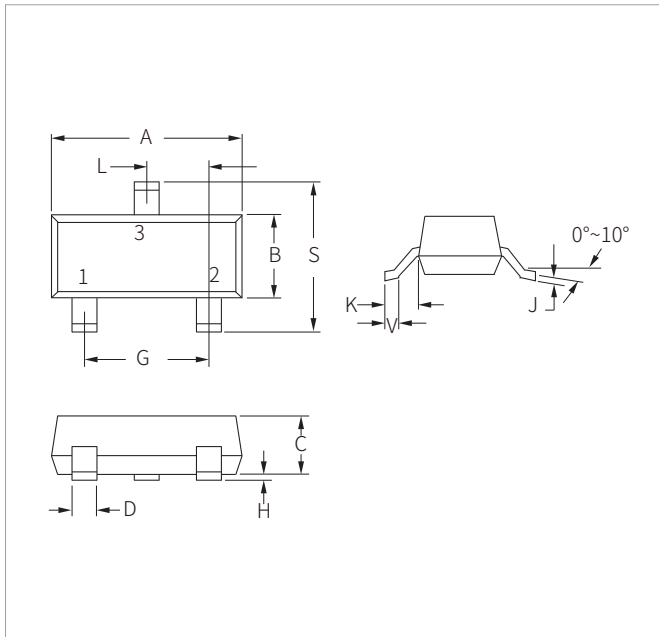
**Fig 3. Capacitance Characteristics**

**Fig 4. Power Derating Curve**


## SOLDERING PARAMETERS

Reflow Condition		Lead-free assembly
Pre Heat	Temperature Max ( $T_{s(min)}$ )	150°C
	Temperature Max ( $T_{s(max)}$ )	200°C
	Time (min to max) ( $t_s$ )	60 – 180 secs
Average ramp up rate (Liquidus Temp ( $T_L$ ) to peak)		3°C/second max
$T_{s(max)}$ to $T_L$ - Ramp-up Rate		3°C/second max
Reflow	Temperature ( $T_L$ ) (Liquidus)	217°C
	Time (min to max) ( $t_L$ )	60 – 150 seconds
Peak Temperature ( $T_p$ )		260°C
Time within 5°C of actual peak Temperature ( $t_p$ )		20 – 40 seconds
Ramp-down Rate		6°C/second max
Time 25°C to peak Temperature ( $T_p$ )		8 minutes max.
Do not exceed		260°C

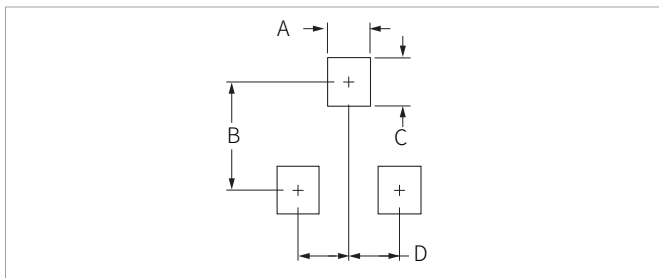


## SOT-323 PACKAGE INFORMATION



Ref.	Millimeters		Inches	
	Min.	Max.	Min.	Max.
A	2.00	2.20	0.079	0.087
B	1.15	1.35	0.045	0.053
C	0.80	1.10	0.031	0.043
D	0.20	0.40	0.008	0.016
G	1.20	1.40	0.047	0.055
H	0.00	0.10	0.000	0.004
J	0.08	0.15	0.003	0.006
K	0.525REF		0.021REF	
L	0.650TYP		0.026TYP	
S	2.15	2.45	0.085	0.096
V	0.26	0.46	0.010	0.018

## RECOMMENDED PAD LAYOUT DIMENSIONS



Ref.	Millimeters		Inches	
	NOR		NOR	
A	0.50		0.020	
B	2.20		0.087	
C	0.80		0.031	
D	1.30		0.051	

## ORDERING INFORMATION

Part Number	Component Package	QTY/Reel	Reel Size
BAS70W-06	SOT-323	3000PCS	7"

**Headquarters**

No.3387 Shendu Road  
Pujiang I&E Park  
Minhang Shanghai China  
201000

**Hotline**

400-021-5756

**Web**

<https://www.semiware.com>

**Sales Center**

Tel: 86-21-3463-7458  
Email: [sales18@semiware.com](mailto:sales18@semiware.com)

**Customer Service**

Tel: 86-21-5484-1001  
Email: [sales17@semiware.com](mailto:sales17@semiware.com)

**Technical Support**

Tel: 86-21-3463-7654  
Email: [fae01@semiware.com](mailto:fae01@semiware.com)

**Complaint & Suggestions**

Tel: 86-21-3463-7172  
Ext: 8868  
Email: [cs03@semiware.com](mailto:cs03@semiware.com)

**By QR Code**

Website



Wechat

To find your local partner within Semiware's global website: [www.semiware.com](http://www.semiware.com)

© 2022 Semiware Semiconductor Inc.

The content of this document has been carefully checked and understood. However, neither Semiware nor its subsidiaries assume any liability whatsoever for any errors or inaccuracies of this document and the consequences thereof. Published specifications are subject to change without notice. Product suitability for any area of application must ultimately be determined by the customer. In all cases, products must never be operated outside their published specifications. Semiware does not guarantee the availability of all published products. This disclaimer shall be governed by substantive Chinese law and resulting disputes shall be settled by the courts at the place of business of Semiware. Latest publications and a complete disclaimer can be downloaded from the Semiware website. All trademarks recognized.