

## FEATURES

- | Construction Utilizes Void-free Molded Plastic Technique


---

- | Low Reverse Leakage

---

- | High Forward Surge Current Capability

---

TO-220AC

## MECHANICAL DATA

- | Case : Molded Plastic Body

---

- | Polarity : Polarity Symbol Marking on Body

---

- | Mounting Position : Any

---




Schematic Symbol

## APPROVALS

<b>RoHS</b>	Compliance with 2011/65/EU
<b>HF</b>	Compliance with IEC61249-2-21:2003

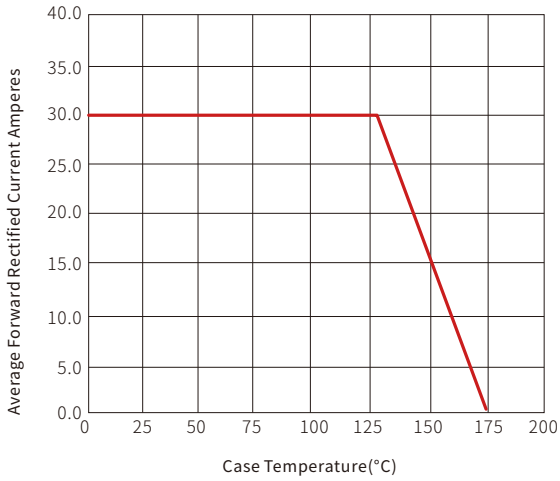
## MAXIMUM RATINGS (T<sub>A</sub>=25°C )

Parameter	Symbol	ER3060	Unit
Maximum Repetitive Peak Reverse Voltage	V <sub>RRM</sub>	600	V
Maximum RMS Voltage	V <sub>RMS</sub>	420	V
Maximum DC Blocking Voltage	V <sub>DC</sub>	600	V
Maximum Average Forward Rectified Current At T <sub>c</sub> =110°C	I <sub>(AV)</sub>	30.0	A
Peak Forward Surge Current, 8.3ms Single Half Sine-wave Superimposed On Rated Load	I <sub>FSM</sub>	250	A
Maximum Instantaneous Forward Voltage at 30.0A	V <sub>F</sub>	2.0	V
Maximum DC Reverse Current at Rated DC Blocking Voltage	T <sub>A</sub> =25°C	5	μA
	T <sub>A</sub> =125°C	200	μA
Maximum reverse recovery time	T <sub>rr</sub>	50	ns
Typical Thermal Resistance	R <sub>θJC</sub>	2.0	°C/W
Operating Junction Temperature Range	T <sub>J</sub>	-55 to +175	°C
Storage Temperature Range	T <sub>STG</sub>	-55 to +175	°C

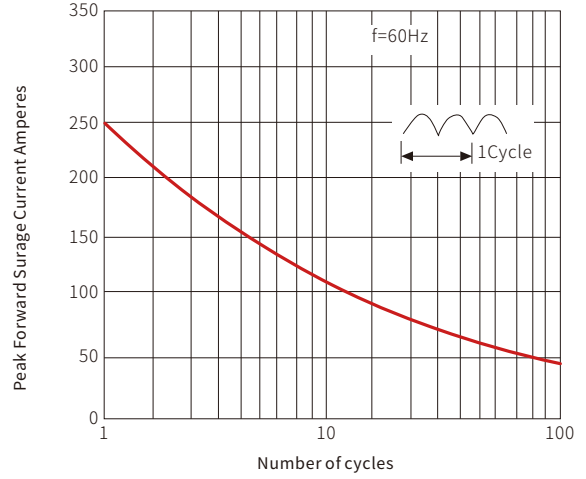
Note:1.Reverse recovery time test condition: I<sub>F</sub>=0.5A I<sub>R</sub>=1.0A I<sub>rr</sub>=0.25A

# CHARACTERISTIC CURVES

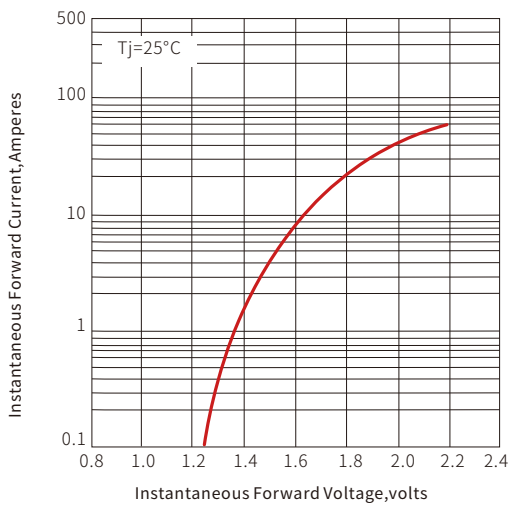
**Fig.1 -Derating Curve Output Rectified Current**



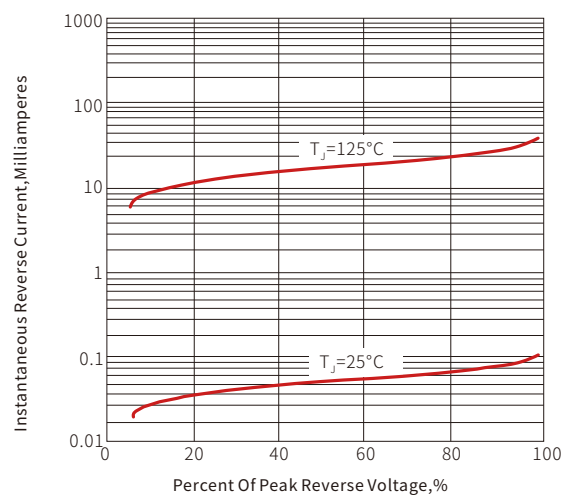
**Fig.2 -Maximum Non-repetitive Peak Forward Surge Current Perleg**



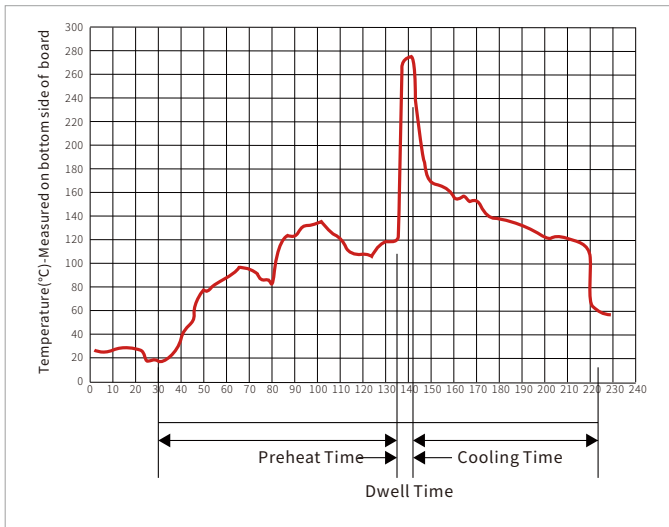
**Fig.3 -Typical Forward Voltage Characteristics**



**Fig.4 -Typical Reverse Leakage Characteristics**

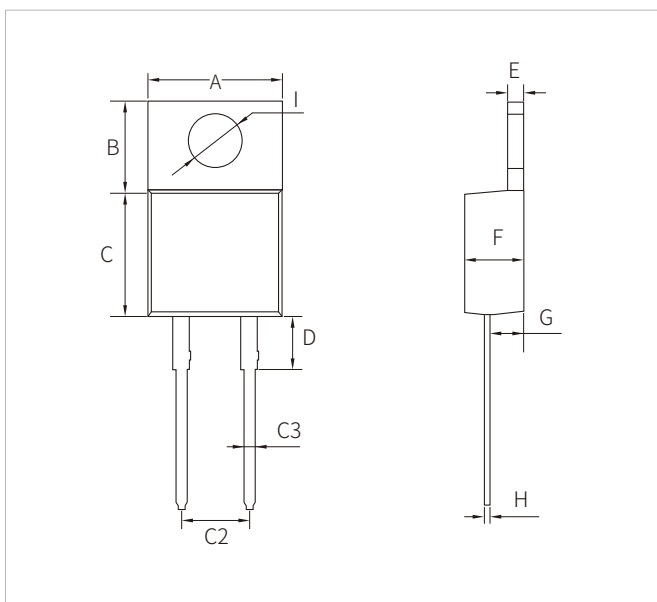


## WAVE SOLDERING



Wave Parameter		Lead-free assembly
Pre Heat	Temperature Min	100°C
	Temperature Max	150°C
	Time(min to max)	60 – 180 secs
Solder pot Temperature		280°C Max
Solder Dwell Time		2-5 seconds

## TO-220AC PACKAGE MECHANICAL DATA



Ref.	Dimensions			
	Millimeters		Inches	
	Min.	Max.	Min.	Max.
A	-	10.7	-	0.421
B	14.5	15.5	0.571	0.610
C	13.0	14.6	0.510	0.576
C2	4.90	5.30	0.192	0.208
C3	0.69	0.94	0.027	0.037
D	3.16	4.46	0.124	0.176
E	1.14	1.40	0.045	0.055
F	4.00	5.10	0.155	0.200
G	2.14	3.19	0.084	0.126
H	0.28	0.64	0.011	0.025
I	3.34	4.31	0.131	0.170

## ORDERING INFORMATION

Part Number	Component Package	Marking	QTY/Tube	QTY/Box	QTY/Carton
ER3060	TO-220AC	 ER3060 XXXX	50PCS	1000PCS	5000PCS

**Headquarters**

No.3387 Shendu Road  
Pujiang I&E Park  
Minhang Shanghai China  
201000

**Hotline**

400-021-5756

**Web**

<https://www.semiware.com>

**Sales Center**

Tel: 86-21-3463-7458  
Email: [sales18@semiware.com](mailto:sales18@semiware.com)

**Customer Service**

Tel: 86-21-5484-1001  
Email: [sales17@semiware.com](mailto:sales17@semiware.com)

**Technical Support**

Tel: 86-21-3463-7654  
Email: [fae01@semiware.com](mailto:fae01@semiware.com)

**Complaint & Suggestions**

Tel: 86-21-3463-7172  
Ext: 8868  
Email: [cs03@semiware.com](mailto:cs03@semiware.com)

**By QR Code**

Website



Wechat

To find your local partner within Semiware' s global website: [www.semiware.com](http://www.semiware.com)

© 2022 Semiware Semiconductor Inc.

The content of this document has been carefully checked and understood. However, neither Semiware nor its subsidiaries assume any liability whatsoever for any errors or inaccuracies of this document and the consequences thereof. Published specifications are subject to change without notice. Product suitability for any area of application must ultimately be determined by the customer. In all cases, products must never be operated outside their published specifications. Semiware does not guarantee the availability of all published products. This disclaimer shall be governed by substantive Chinese law and resulting disputes shall be settled by the courts at the place of business of Semiware. Latest publications and a complete disclaimer can be downloaded from the Semiware website. All trademarks recognized.